

# **E-CONNECT Pro**

*Cordless Endomotor*

# **E-PEX Pro**

*Apex Locator*



# E-CONNECT Pro

## CORDLESS ENDO MOTOR

### Five Reciprocation Modes(MO)



#### Reverse Reciprocation-One Mode

**Counter clockwise&clockwise movement**

Fwd 30° - Rev 150°

For reciprocating files



#### Forward Reciprocation-Four Modes

**Clockwise&counter clockwise movement**

Fwd 150° - Rev 30° | Fwd 180° - Rev 30°

Fwd 210° - Rcv 30° | Fwd 250° - Rev 30°

For all continuouous rotation files



# E-CONNECT Pro CORDLESS ENDO MOTOR

Nine Editable Memory Programs (M1 to M9)



Maximum Speed 1000rpm



360° Clockwise Rotational Movement



Editable SPEED / RPM Setting



Editable Torque Setting




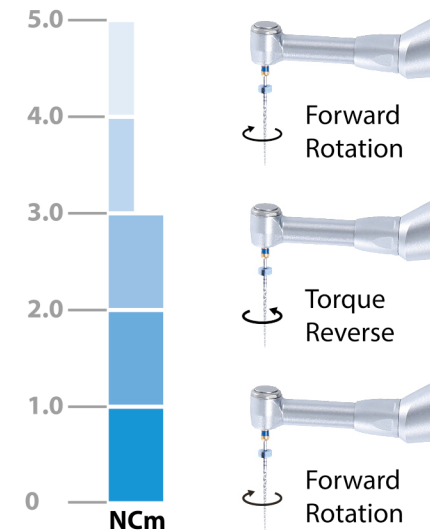
Forward Direction of Rotation



Reverse Direction of Rotation



Torque Auto Reverse



# **E-CONNECT Pro** CORDLESS ENDO MOTOR

One Piece

Contra Angle Head



340° Adjustable Handpiece



Detachable Head



Miniature Head



Autoclavable



# E-CONNECT Pro

# CORDLESS ENDO MOTOR

## Unique Features of E-Connect Pro Endomotor



Torque Calibration



Digital OLED Display



Low Noise Motor



Ambidextrous\* Display

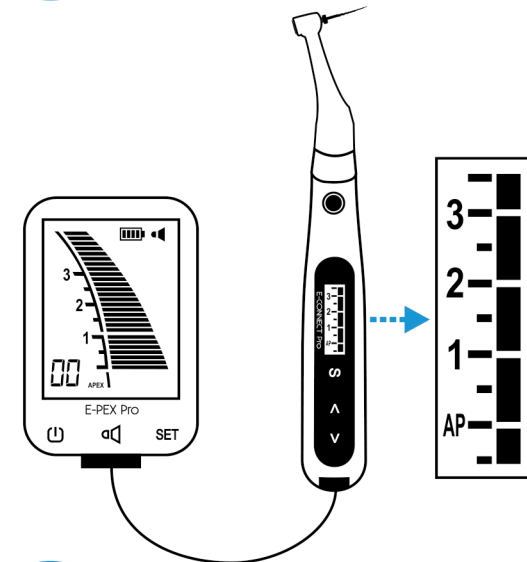


Powerful 1600 mAh Lithium - ion Battery

\* User can rotate the Endomotor Screen towards left or right



Integration Option



Screen Cast / Mirroring\*

\* In connect function Endomotor mirrors Apex Locator's screen

# E-CONNECT Pro

PLUS

# E-PEX Pro

Integrate Endomotor with  
Apex Locator (Connect Function)



Auto Start & Stop



Apical Reverse



Apical Slow Down



M1 200 RPM  
2.0 Nom Fw  
E-CONNECT Pro

S



# **E-PEX Pro** APEX LOCATOR

Smart, Accurate and  
Reliable Apex Locator

- Advanced Multi - frequency Technology
- High Precision in Wet & Dry Canals
- Large 3.5" LCD Display
- Automatic Calibration
- Compact Size & Stable Design
- Powerful 1600 mAh Lithium - ion Battery

